



## 2018 State Cup Draw Structure & Seedings

## 2018 State Cup Men's Open A Competition Structure

### Starting Structure

Pool A	Pool B
1	2
4	3
5	6
8	7
9	10
12	11
13	14

### Sunday Final Series

#### Championship Final Series: 8 Team Final Series.

QF1: Pool A 1st vs Pool B 4th QF2: Pool B 2nd vs Pool A 3rd

QF3: Pool B 1st vs Pool A 4th QF4: Pool A 2nd vs Pool B 3rd

SF1: Winner QF1 v Winner QF2 SF2: Winner QF3 v Winner QF4

GF Winner SF1 v Winner SF2

**Competition Notes: Men's Open A Division has been separated from the Men's Open B and placed in two pools based on seeding. These seeding's are based on a combination of the 2017 State Cup, 2018 Events results and Team Rosters provided by the Affiliates within this division. Based on their finishing positions from these qualifying games they will progress to a final series or face elimination from the competition.**

### Rankings For this Event

<b>1</b>	Doyalson	<b>11</b>	Ryde-Eastwood
<b>2</b>	Wests	<b>12</b>	Beresfield
<b>3</b>	Penrith	<b>13</b>	Japan
<b>4</b>	Parramatta	<b>14</b>	England
<b>5</b>	Hornsby		
<b>6</b>	Canterbury		
<b>7</b>	Bankstown		
<b>8</b>	Central Coast		
<b>9</b>	Manly		
<b>10</b>	Wollongong		

## 2018 State Cup Women's Open A Competition Structure

### Starting Structure

#### Pool A

1	2
3	4
5	6
7	8
9	10

### Sunday Final Series

#### Championship Final Series: 6 Team Final Series.

QF1: 3rd vs 6th QF2: 4th vs 5th

SF1: 1st vs Lowest Ranked Winner SF2: 2nd vs Highest Ranked Winner

GF Winner SF1 v Winner SF2

**Competition Notes: The Women's Open A Division has been separated from the Women's Open B and placed in to one pool based on seeding. These seeding's are based on a combination of the 2017 State Cup, 2018 Events results and Team Rosters provided by the Affiliates within this division. Based on their finishing positions from these qualifying games they will progress to a final series or face elimination from the competition.**

#### Rankings For this Event

<b>1</b>	Manly
<b>2</b>	Easts
<b>3</b>	Wests
<b>4</b>	Canterbury
<b>5</b>	Newcastle City
<b>6</b>	Wollongong
<b>7</b>	Penrith
<b>8</b>	Hills
<b>9</b>	Central Coast
<b>10</b>	England

## 2018 State Cup Mixed Open Competition Structure

### Friday Starting Structure

Pool A	Pool B	Pool C	Pool D	Pool E	Pool F	Pool G	Pool H
1	2	3	4	5	6	7	8
16	15	14	13	12	11	10	9
17	18	19	20	21	22	23	24
							25

#### Progression from Pools

1st in Pool's A through to H, to Championship Series

#### Saturday Series Fixture

Championship Series 2 Pools of 4 Teams CH Pool 1: A1, C1, E1 & G1 CH Pool 2: B1, D1, F1 & H1

#### Sunday Final Series

Championship Final Series: 6 Team Final Series.  
Championship Pool Winners earn Bye straight to SF's.  
QF1: CHA 2nd vs CHB 3rd QF2: CHB 2nd vs CHA 3rd  
SF1: CHA 1st v Winner QF2 SF2: CHB 1st v Winner QF1  
GF Winner SF1 v Winner SF2

2nd in Pool's A through to H to Bowl Series

Bowl Series 2 Pools of 4 Teams BO Pool 1: H2, F2, D2 & B2  
Pool 2: G2, E2, C2 & A2

#### Bowl Final Series: 6 Team Final Series.

Bowl Pool Winners earn Bye straight to SF's.  
QF1: BOA 2nd vs BOB 3rd QF2: BOB 2nd vs BOA 3rd  
SF1: BOA 1st v Winner QF2 SF2: BOB 1st v Winner QF1  
GF Winner SF1 v Winner SF2

3rd in Pool's A through to H & 4th to Plate Series

Plate Series 2 Pools of 4/5 Teams PL Pool 1: A3, C3, E3, G3 & H4 PL Pool 2: B3, D3, F3 & G4

#### Plate Final Series: 8 Team Final Series.

QF1: PLA 1st vs PLB 4th QF2: PLB 2nd vs PLA 3rd  
QF3: PLB 1st vs PLA 4th QF4: PLA 2nd vs PLB 3rd  
SF1: Winner QF1 v Winner QF2 SF2: Winner QF3 v Winner QF4  
GF Winner SF1 v Winner SF2

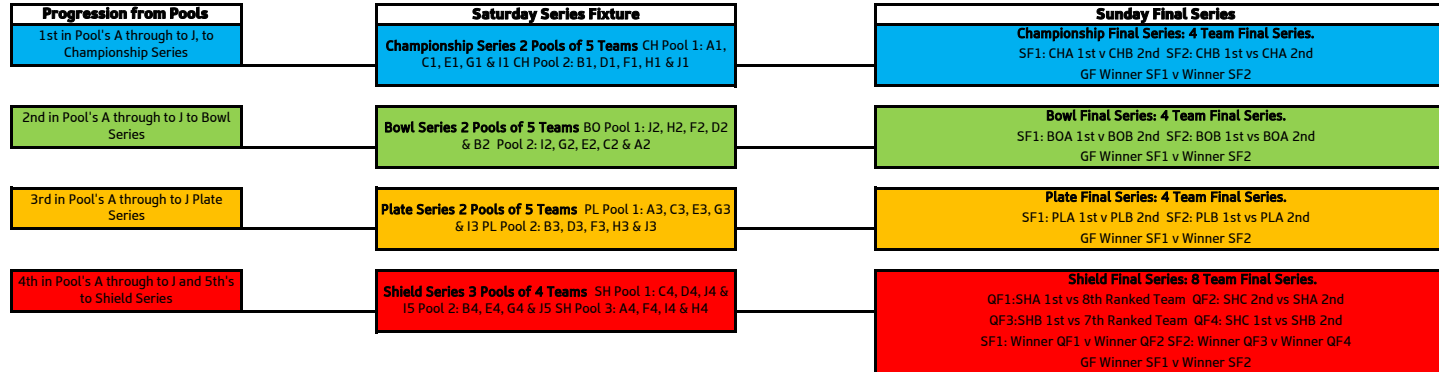
**Competition Notes:** The format for the 2018 State Cup follows the concept and structure of the past few years in the opens divisions. Importantly it also looks to place teams of equal ability against each other in the divisional phase of play. To accomplish this we have had to seed all teams in the event. These seeding's were based on a combination of the 2017 State Cup, 2018 Events results and Team Rosters provided by the Affiliates within this division. In the initial Friday qualifying stage each team in their respective pools play each other once. Based on their finishing positions from these qualifying games they will progress to the relevant Divisional Series which include Championship, Bowl & Plate. Again each team will play each other once in these divisional pools prior to progressing to a final series or face elimination from the competition.

#### Rankings For this Event

1	East's	11	Penrith	21	Macksville
2	Murwillumbah	12	Monash	22	Nelson Bay
3	Port Makos	13	Manly	23	Gunnedah
4	Newcastle City	14	Forster	24	Doyalson
5	Mudgee	15	Maitland	25	Ryde Eastwood
6	Campbelltown	16	Beresfield		
7	Appin	17	Albion Park		
8	Wallsend	18	Yamba		
9	Jerrabomberra	19	Westmead		
10	Japan	20	Sydney Uni		

## 2018 State Cup Men's Open B Competition Structure

Friday Starting Structure									
Pool A	Pool B	Pool C	Pool D	Pool E	Pool F	Pool G	Pool H	Pool I	Pool J
1	2	3	4	5	6	7	8	9	10
20	19	18	17	16	15	14	13	12	11
21	22	23	24	25	26	27	28	29	30
40	39	38	37	36	35	34	33	32	31
								41	42



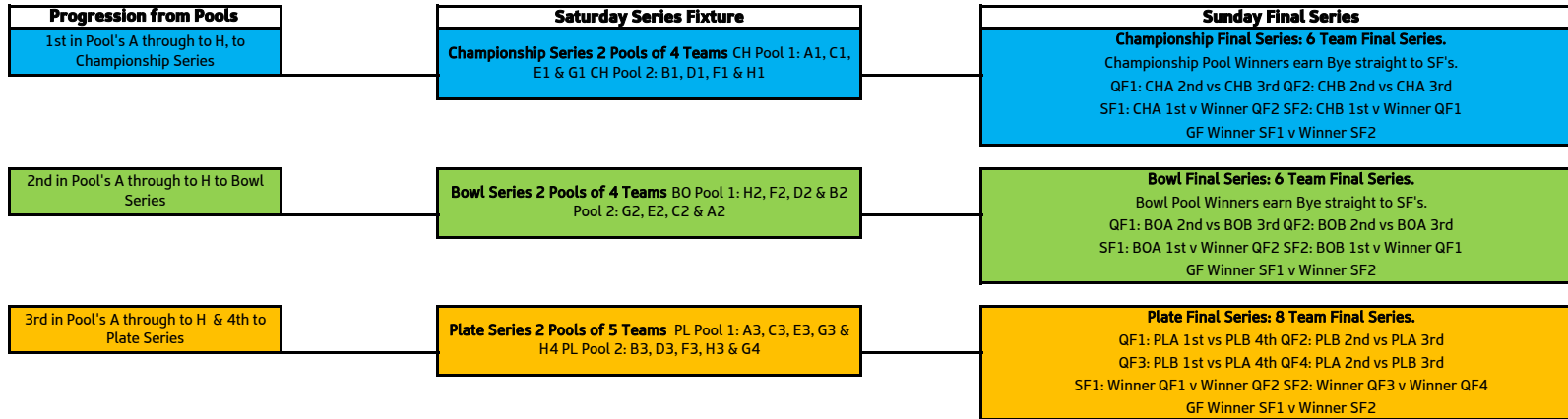
**Competition Notes:** The Men's Open B Division has been seperated from the Men's Open A and continued with the Championships, Bowl, Plate & Shield format. . Importantly it also looks to place teams of equal ability against each other in the divisional phase of play. To accomplish this we have had to seed all teams in the event. These seeding's were based on a combination of the 2017 State Cup, 2018 Events results and Team Rosters provided by the Affiliates within this division. In the initial Friday qualifying stage each team in their respective pools play each other once. Based on their finishing positions from these qualifying games they will progress to the relevant Divisional Series which include Championship, Bowl, Plate & Shield. Again each team will play each other once in these divisional pools prior to progressing to a final series or face elimination from the competition.

Rankings For this Event									
1	Sydney Uni 1	11	Newcastle City	21	Northern Beaches	31	Ballina	41	Berkeley Vale
2	UNSW 1	12	Bankstown 1	22	Dubbo	32	Parramatta 2	42	Parramatta 3
3	West's 1	13	Albion Park	23	LBM	33	Defence		
4	Parramatta 1	14	Beresfield	24	UNSW 2	34	Hills 2		
5	Wagga Wagga	15	Wollongong	25	St George	35	Parkes		
6	Canterbury	16	Ryde Eastwood	26	Doyalson	36	East's 2		
7	East's 1	17	West's 2	27	Taree	37	Carlingford 1		
8	Hills 1	18	Muswellbrook	28	Balmain	38	Port Makos		
9	Hornsby 1	19	Sydney Uni 2	29	Quirindi	39	Carlingford 2		
10	Cronulla	20	Sth West Sydney	30	Bankstown 2	40	UNSW 3		

## 2018 State Cup Women's Open B Competition Structure

### Friday Starting Structure

Pool A	Pool B	Pool C	Pool D	Pool E	Pool F	Pool G	Pool H
1	2	3	4	5	6	7	8
16	15	14	13	12	11	10	9
17	18	19	20	21	22	23	24
						26	25



**Competition Notes:** The format for the 2018 State Cup has moved away from the structure of the past few years on the back of feedback received at the conclusion of the 2017 State Cup and nominations received in wanting to participate in the Open A division. As such the Women's Open B Division has been separated from the Women's Open A and continued with the Championships, Bowl & Plate format. . Importantly it also looks to place teams of equal ability against each other in the divisional phase of play. To accomplish this we have had to seed all teams in the event. These seeding's were based on a combination of the 2017 State Cup, 2018 Events results and Team Rosters provided by the Affiliates within this division. In the initial Friday qualifying stage each team in their respective pools play each other once. Based on their finishing positions from these qualifying games they will progress to the relevant Divisional Series which include Championship, Bowl & Plate . Again each team will play each other once in these divisional pools prior to progressing to a final series or face elimination from the competition.

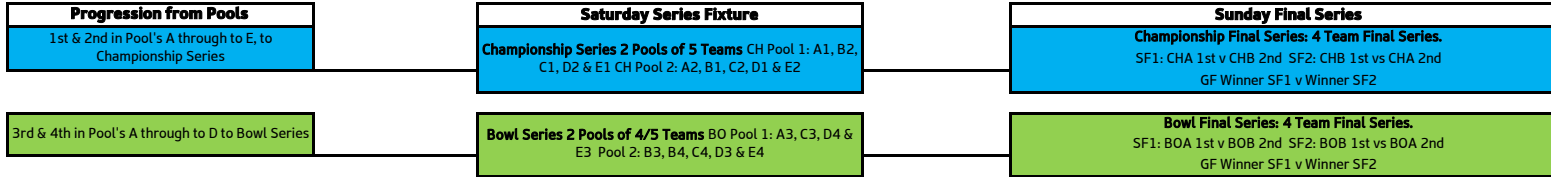
#### Rankings For this Event

1	Manly	<b>11</b>	Taree 1	<b>21</b>	Doyalson
2	Parramatta	<b>12</b>	Sth West Sydney	<b>22</b>	St George
3	West's	<b>13</b>	Parkes	<b>23</b>	UNSW 2
4	Carlingford	<b>14</b>	Defence	<b>24</b>	Sydney Uni 2
5	UNSW 1	<b>15</b>	Beresfield	<b>25</b>	Balmain
6	Norths	<b>16</b>	Hornsby	<b>26</b>	Bankstown 2
7	Canterbury	<b>17</b>	Wallsend		
8	Bankstown 1	<b>18</b>	Dubbo		
9	East's	<b>19</b>	Port Makos		
10	Sydney Uni 1	<b>20</b>	Taree 2		

## 2018 State Cup Men's 20 Competition Structure

### Friday Starting Structure

Pool A	Pool B	Pool C	Pool D	Pool E
1	2	3	4	5
10	9	8	7	6
11	12	13	14	15
	19	18	17	16



**Competition Notes:** The format for the 2018 State Cup follows the concept and structure of the past few years in the Opens divisions. These changes keep the intent of the event format so that it remains a true State Championship, whilst taking into consideration feedback over the past two years and the rationalisation of the Senior Divisions. For consistency purposes this is replicated throughout the 20's and Senior Divisions where nominations are 12 teams or over. Importantly it also looks to place teams of equal ability against each other in the divisional phase of play. To accomplish this we have had to seed all teams in the event. These seeding's were based on the 2017 State Cup results within this division, Team Rosters provided by the Affiliates within this division. In the initial Friday qualifying stage each team in their respective pools play each other once. Based on their finishing positions from these qualifying games they will progress to the relevant Divisional Series which include Championship & Bowl. Again each team will play each other once in these divisional pools prior to progressing to a final series or face elimination from the competition.

### Rankings For this Event

1	Manly	11	Ballina
2	Central Coast	12	Hornsby
3	Penrith	13	Parramatta
4	Hills 1	14	Macksville 1
5	Nelson Bay	15	St George
6	Peninsula	16	Hills 2
7	Bankstown Sports	17	Albion Park
8	Wallsend	18	Macksville 2
9	Beresfield	19	Moruya
10	Port Makos		

## 2018 State Cup Women's 20 Competition Structure

### Friday Starting Structure

Pool A	Pool B	Pool C	Pool D	Pool E
1	2	3	4	5
10	9	8	7	6
11	12	13	14	15
	19	18	17	16

**Progression from Pools**  
1st & 2nd in Pool's A through to E, to Championship Series

**Saturday Series Fixture**  
Championship Series 2 Pools of 5 Teams CH Pool 1: A1, B2, C1, D2 & E1 CH Pool 2: A2, B1, C2, D1 & E2

**Sunday Final Series**  
Championship Final Series: 4 Team Final Series.  
SF1: CHA 1st v CHB 2nd SF2: CHB 1st vs CHA 2nd  
GF Winner SF1 v Winner SF2

3rd & 4th in Pool's A through to D to Bowl Series

Bowl Series 2 Pools of 4/5 Teams BO Pool 1: A3, C3, D4 & E3 Pool 2: B3, B4, C4, D3 & E4

Bowl Final Series: 4 Team Final Series.  
SF1: BOA 1st v BOB 2nd SF2: BOB 1st vs BOA 2nd  
GF Winner SF1 v Winner SF2

**Competition Notes:** The format for the 2018 State Cup follows the concept and structure of the past few years in the Opens divisions. These changes keep the intent of the event format so that it remains a true State Championship, whilst taking into consideration feedback over the past two years and the rationalisation of the Senior Divisions. For consistency purposes this is replicated throughout the 20's and Senior Divisions where nominations are 12 teams or over. Importantly it also looks to place teams of equal ability against each other in the divisional phase of play. To accomplish this we have had to seed all teams in the event. These seeding's were based on the 2017 State Cup results within this division, Team Rosters provided by the Affiliates within this division. In the initial Friday qualifying stage each team in their respective pools play each other once. Based on their finishing positions from these qualifying games they will progress to the relevant Divisional Series which include Championship & Bowl. Again each team will play each other once in these divisional pools prior to progressing to a final series or face elimination from the competition.

#### Rankings For this Event

1	Manly	11	Muswellbrook
2	Northern Beaches	12	Forster
3	Nelson Bay	13	Hornsby
4	Ballina	14	Wallsend
5	Macksville	15	Hills 1
6	Central Coast	16	UNSW
7	Beresfield	17	Taree
8	Port Makos	18	Quirindi
9	Peninsula	19	Hills 2
10	Balmain		



## 2018 State Cup Men's Seniors (30's) Competition Structure

Starting Structure	
Pool A	Pool B
1	2
4	3
5	6
8	7
9	10
	11

Sunday Final Series
<b>Championship Final Series: 8 Team Final Series.</b>
QF1: Pool A 1st vs Pool B 4th QF2: Pool B 2nd vs Pool A 3rd
QF3: Pool B 1st vs Pool A 4th QF4: Pool A 2nd vs Pool B 3rd
SF1: Winner QF1 v Winner QF2 SF2: Winner QF3 v Winner QF4
GF Winner SF1 v Winner SF2

**Competition Notes:** The format for the 2018 State Cup follows the concept and structure of the past few years in the Opens divisions. These changes keep the intent of the event format so that it remains a true State Championship, whilst taking into consideration feedback over the past two years and the rationalisation of the Senior Divisions. For consistency purposes this is replicated throughout the 20's and Senior Divisions where nominations are 16 teams or over. Due to this division only having 11 teams entered, we have had to split the competition into two pools prior to progressing to a Final series on Sunday. To make these pools we have to seed all teams in the event. These seeding's were based on the 2017 State Cup results within this division, Team Rosters provided by the Affiliates within this division. Again each team will play each other once in these divisional pools prior to progressing to a final series or face elimination from the competition.

Rankings For this Event			
1	Murwillumbah	11	Dubbo
2	Wests		
3	Central Coast		
4	Manly		
5	Newcastle City		
6	Wollongong		
7	Port Makos		
8	Maitland		
9	Port Hunter		
10	Yamba		

## 2018 State Cup Women's Seniors (30's) Competition Structure

### Starting Structure

Pool A	
1	2
3	4
5	6

### Sunday Final Series

**Championship Final Series: 4 Team Final Series.**

SF1: 1st v 4th SF2: 2nd v 3rd

GF Winner SF1 v Winner SF2

**Competition Notes:** The format for the 2018 State Cup follows the concept and structure of the past few years in the Opens divisions. These changes keep the intent of the event format so that it remains a true State Championship, whilst taking into consideration feedback over the past two years and the rationalisation of the Senior Divisions. For consistency purposes this is replicated throughout the 20's and Senior Divisions where nominations are 16 teams or over. Due to this division only having 6 teams entered, we have had to split the competition into one pool prior to progressing to a Final series on Sunday. To make these pools we have to seed all teams in the event. These seeding's were based on the 2017 State Cup results within this division, Team Rosters provided by the Affiliates within this division. Again each team will play each other once in these divisional pools prior to progressing to a final series or face elimination from the competition.

### Rankings For this Event

- |   |                |
|---|----------------|
| 1 | Cronulla       |
| 2 | Dubbo          |
| 3 | Maitland       |
| 4 | Newcastle City |
| 5 | Central Coast  |
| 6 | Wests          |

## 2018 State Cup Senior Mixed (30's) Competition Structure

### Starting Structure

Pool A	Pool B
1	2
4	3
5	6
8	7
9	10
	11

### Sunday Final Series

#### Championship Final Series: 8 Team Final Series.

QF1: Pool A 1st vs Pool B 4th QF2: Pool B 2nd vs Pool A 3rd  
 QF3: Pool B 1st vs Pool A 4th QF4: Pool A 2nd vs Pool B 3rd  
 SF1: Winner QF1 v Winner QF2 SF2: Winner QF3 v Winner QF4  
 GF Winner SF1 v Winner SF2

**Competition Notes:** The format for the 2018 State Cup follows the concept and structure of the past few years in the Opens divisions. These Pool changes keep the intent of the event format so that it remains a true State Pool Championship, whilst taking into consideration feedback over the past two years and the rationalisation of the Senior Divisions. For consistency purposes this is replicated throughout the 20's and Senior Divisions where nominations are 16 teams or over. To accomplish this we have had to seed all teams in the event. These seeding's were based on the 2017 State Cup results within this division, Team Rosters provided by the Affiliates within this division. As with only 11 teams in this division, teams have been placed into two Pools and will progress to a Championship finals or face elimination from the event.

#### Rankings For this Event

1	Balmain	11	Penrith
2	Port Makos		
3	Carlingford		
4	Doyalson		
5	Easts		
6	Hills		
7	Macksville		
8	Gunnedah		
9	Newcastle City		
10	Manly		

## 2018 State Cup Men's Masters (40's) Competition Structure

### Starting Structure

Pool A	Pool B
1	2
4	3
5	6
8	7
9	10
12	11
13	14
	15

### Sunday Final Series

#### Championship Final Series: 8 Team Final Series.

QF1: Pool A 1st vs Pool B 4th QF2: Pool B 2nd vs Pool A 3rd

QF3: Pool B 1st vs Pool A 4th QF4: Pool A 2nd vs Pool B 3rd

SF1: Winner QF1 v Winner QF2 SF2: Winner QF3 v Winner QF4

GF Winner SF1 v Winner SF2

**Competition Notes:** The format for the 2018 State Cup follows the concept and structure of the past few years in the Opens divisions. These Pool changes keep the intent of the event format so that it remains a true State Pool Championship, whilst taking into consideration feedback over the past two years and the rationalisation of the Senior Divisions. For consistency purposes this is replicated throughout the 20's and Senior Divisions where nominations are 16 teams or over. To accomplish this we have had to seed all teams in the event. These seeding's were based on the 2017 State Cup results within this division, Team Rosters provided by the Affiliates within this division. As with only 14 teams in this division, teams have been placed into two Pools and will progress to a Championship finals or face elimination from the event.

### Rankings For this Event

<b>1</b>	Wests	<b>11</b>	Ballina
<b>2</b>	Easts	<b>12</b>	LBM
<b>3</b>	Penrith	<b>13</b>	Balmain
<b>4</b>	Newcastle City	<b>14</b>	Jerrabomberra
<b>5</b>	Hills	<b>15</b>	Beresfield
<b>6</b>	Manly		
<b>7</b>	Cronulla		
<b>8</b>	Nelson Bay		
<b>9</b>	Maitland		
<b>10</b>	South West Sydney		

## 2018 State Cup Women's Masters (40's) Competition Structure

### Friday Starting Structure

Pool A	Pool B
1	2
4	3
5	6
8	7
9	10
	11

### Sunday Final Series

#### Championship Final Series: 8 Team Final Series.

QF1: Pool A 1st vs Pool B 4th QF2: Pool B 2nd vs Pool A 3rd  
 QF3: Pool B 1st vs Pool A 4th QF4: Pool A 2nd vs Pool B 3rd  
 SF1: Winner QF1 v Winner QF2 SF2: Winner QF3 v Winner QF4  
 GF Winner SF1 v Winner SF2

**Competition Notes:** The format for the 2018 State Cup follows the concept and structure of the past few years in the Opens divisions. These Pool changes keep the intent of the event format so that it remains a true State Pool Championship, whilst taking into consideration feedback over the past two years and the rationalisation of the Senior Divisions. For consistency purposes this is replicated throughout the 20's and Senior Divisions where nominations are 16 teams or over. To accomplish this we have had to seed all teams in the event. These seeding's were based on the 2017 State Cup results within this division, Team Rosters provided by the Affiliates within this division. As with only 11 teams in this division, teams have been placed into two Pools and will progress to a Championship finals or face elimination from the event.

#### Rankings For this Event

<b>1</b>	Manly 1	<b>11</b>	Jerrabomberra
<b>2</b>	Peninsula		
<b>3</b>	Wallsend		
<b>4</b>	Manly 2		
<b>5</b>	Port Makos		
<b>6</b>	Manly 3		
<b>7</b>	Central Coast		
<b>8</b>	Hills		
<b>9</b>	Nelson Bay		
<b>10</b>	Easts		

## 2018 State Cup Masters Mixed (40's) Competition Structure

### Starting Structure

#### Pool A

1	2
3	4
5	6

### Sunday Final Series

**Championship Final Series: 4 Team Final Series.**

SF1: 1st v 4th SF2: 2nd v 3rd

GF Winner SF1 v Winner SF2

**Competition Notes:** The format for the 2018 State Cup follows the concept and structure of the past few years in the Opens divisions. These Pool changes keep the intent of the event format so that it remains a true State Pool Championship, whilst taking into consideration feedback over the past two years and the rationalisation of the Senior Divisions. For consistency purposes this is replicated throughout the 20's and Senior Divisions where nominations are 16 teams or over. To accomplish this we have had to seed all teams in the event. These seeding's were based on the 2017 State Cup results within this division, Team Rosters provided by the Affiliates within this division. As with only 6 teams in this division, teams have been placed into one Pool and will progress to a Championship or face elimination from the event.

#### Rankings For this Event

- |          |                |
|----------|----------------|
| <b>1</b> | Peninsula      |
| <b>2</b> | Newcastle City |
| <b>3</b> | Port Makos     |
| <b>4</b> | Forster        |
| <b>5</b> | St George      |
| <b>6</b> | Parkes         |

## 2018 State Cup Men's 50 Competition Structure

### Starting Structure

#### Pool A

1	2
4	3
5	6
8	7

### Sunday Final Series

#### Championship Final Series: 4 Team Final Series.

SF1: 1st v 4th SF2: 2nd v 3rd

GF Winner SF1 v Winner SF2

**Competition Notes:** The format for the 2018 State Cup follows the concept and structure of the past few years in the Opens divisions. These Pool changes keep the intent of the event format so that it remains a true State Pool Championship, whilst taking into consideration feedback over the past two years and the rationalisation of the Senior Divisions. For consistency purposes this is replicated throughout the 20's and Senior Divisions where nominations are 16 teams or over. To accomplish this we have had to seed all teams in the event. These seeding's were based on the 2017 State Cup results within this division, Team Rosters provided by the Affiliates within this division. As with only 8 teams in this division, teams have been placed into one Pool and will progress to a Championship finals or face elimination from the event.

#### Rankings For this Event

1	Northern Beaches
2	Newcastle City
3	Peninsula
4	Manly
5	Ballina
6	Cronulla
7	Jerrabomberra
8	Lower Blue Mts

## 2018 State Cup Men's 55 Competition Structure

### Starting Structure

Pool A	Pool B
1	2
4	3
5	6
8	7
	9

### Sunday Final Series

#### Championship Final Series: 8 Team Final Series.

QF1: Pool A 1st vs Pool B 4th QF2: Pool B 2nd vs Pool A 3rd

QF3: Pool B 1st vs Pool A 4th QF4: Pool A 2nd vs Pool B 3rd

SF1: Winner QF1 v Winner QF2 SF2: Winner QF3 v Winner QF4

GF Winner SF1 v Winner SF2

**Competition Notes: The format for the 2018 State Cup follows the concept and structure of the past few years in the Opens divisions. These Pool changes keep the intent of the event format so that it remains a true State Pool Championship, whilst taking into consideration feedback over the past two years and the rationalisation of the Senior Divisions. For consistency purposes this is replicated throughout the 20's and Senior Divisions where nominations are 16 teams or over. To accomplish this we have had to seed all teams in the event. These seeding's were based on the 2017 State Cup results within this division, Team Rosters provided by the Affiliates within this division. As with only 9 teams in this division, teams have been placed into two Pools and will progress to a Championship or face elimination from the event**

### Rankings For this Event

1	Manly
2	Penrith
3	Port Makos
4	Beresfield
5	Wallsend
6	Moruya
7	Newcastle City
8	Ballina
9	Easts