



Supported by



2019 State Cup Draw Structure & Seedings

2019 State Cup Men's Open A Competition Structure

Starting Structure

Pool A	Pool B
1	2
4	3
5	6
8	7
9	10
12	11
13	14
16	15

Sunday Final Series

Championship Final Series: 8 Team Final Series.

QF1: Pool A 1st vs Pool B 4th QF2: Pool B 2nd vs Pool A 3rd
 QF3: Pool B 1st vs Pool A 4th QF4: Pool A 2nd vs Pool B 3rd
 SF1: Winner QF1 v Winner QF2 SF2: Winner QF3 v Winner QF4
 GF: Winner SF1 v Winner SF2

Competition Notes: Men's Open A Division has been seperated from the Men's Open B and placed in two pools based on seedings. These seedings are based on a combination of the 2018 State Cup, 2019 Events results and Team Rosters provided by the Affiliates within this division. Based on their finishing positions from these qualifying games they will progress to the Finals Series or face elimination from the competition.

Rankings For this Event

1	Doyalson	11	Ryde Eastwood
2	Bankstown Sports	12	Hills
3	Penrith	13	Newcastle City
4	Wests	14	Beresfield
5	Wollongong	15	Manly
6	Hornsby	16	UNSW
7	Parramatta		
8	Central Coast		
9	Canterbury		
10	Easts		

2019 State Cup Women's Open A Competition Structure

Starting Structure

Pool A

1	2
3	4
5	6
7	8
9	10

Sunday Final Series

Championship Final Series: 4 Team Final Series.

SF1: 1st v 4th SF2: 2nd v 3rd

GF Winner SF1 v Winner SF2

Competition Notes: The Women's Open A Division has been separated from the Women's Open B and placed in to one pool based on seeding. These seedings are based on a combination of the 2018 State Cup, 2019 Events results and Team Rosters provided by the Affiliates within this division. Based on their finishing positions from these qualifying games they will progress to the Finals Series or face elimination from the competition.

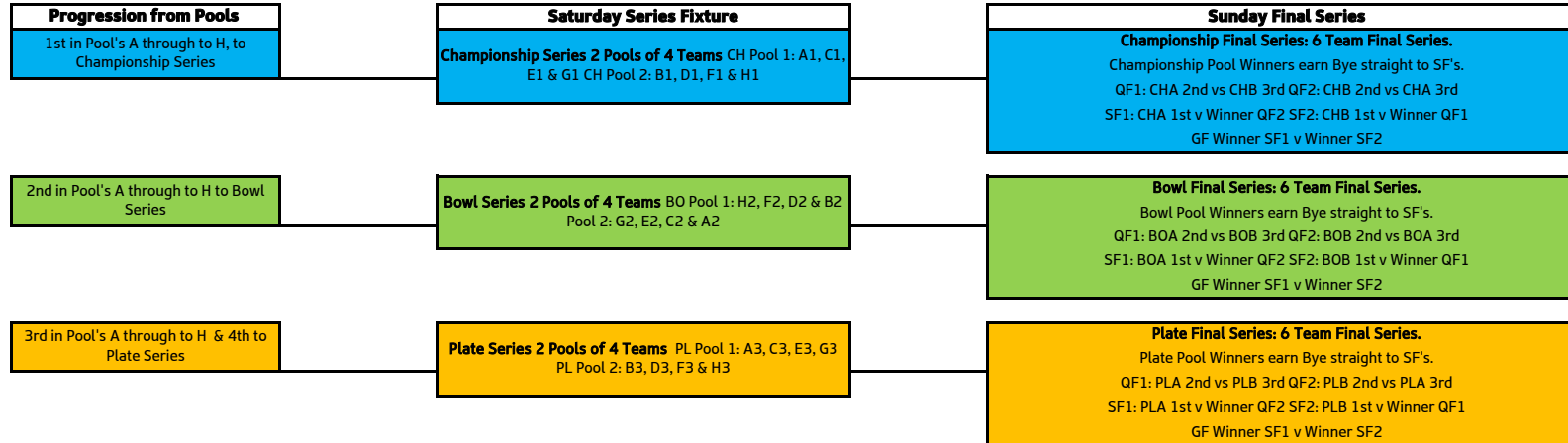
Rankings For this Event

1	Canterbury
2	Manly 1
3	Easts
4	Wests
5	Central Coast
6	Newcastle City
7	Deakin
8	Nth Beaches
9	Manly 2
10	Hills

2019 State Cup Mixed Open Competition Structure

Friday Starting Structure

Pool A	Pool B	Pool C	Pool D	Pool E	Pool F	Pool G	Pool H
1	2	3	4	5	6	7	8
16	15	14	13	12	11	10	9
17	18	19	20	21	22	23	24



Competition Notes: The format for the 2019 State Cup follows the concept and structure of the past few years in the Opens divisions. Importantly it also looks to place teams of equal ability against each other in the divisional phase of play. To accomplish this we have had to seed all teams in the event. These seedings were based on a combination of the 2018 State Cup, 2019 Events results and Team Rosters provided by the Affiliates within this division. In the initial Friday qualifying stage each team in their respective pools play each other once. Based on their finishing positions from these qualifying games they will progress to the relevant Divisional Series which include Championship, Bowl & Plate. Again each team will play each other once in these divisional pools prior to progressing to the Finals Series or face elimination from the competition.

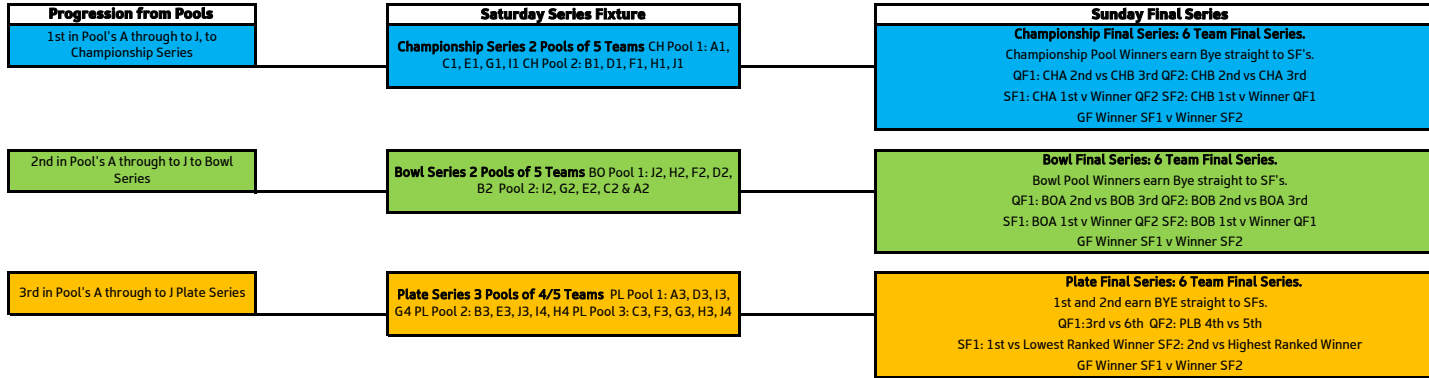
Rankings For this Event

1	Easts	11	Maitland	21	Norths
2	Port Makos	12	Nelson Bay	22	LBM
3	Deakin	13	Macksville	23	Westmead 2
4	Wallsend	14	Gunnedah	24	Coffs Harbour
5	Mudgee	15	Westmead 1		
6	Penrith	16	Albion Park		
7	Forster-Tuncurry	17	Sydney Uni		
8	Manly	18	Ryde Eastwood		
9	Japan	19	Young		
10	Beresfield	20	Ballina		

2019 State Cup Men's Open B Competition Structure

Friday Starting Structure

Pool A	Pool B	Pool C	Pool D	Pool E	Pool F	Pool G	Pool H	Pool I	Pool J
1	2	3	4	5	6	7	8	9	10
20	19	18	17	16	15	14	13	12	11
21	22	23	24	25	26	27	28	29	30
						34	33	32	31



Competition Notes: The Men's Open B Division has been separated from the Men's Open A and continued with the Championships, Bowl & Plate format. Importantly it also looks to place teams of equal ability against each other in the divisional phase of play. To accomplish this we have had to seed all teams in the event. These seeding's were based on a combination of the 2018 State Cup, 2019 Events results and Team Rosters provided by the Affiliates within this division. In the initial Friday qualifying stage each team in their respective pools play each other once. Based on their finishing positions from these qualifying games they will progress to the relevant Divisional Series which include Championship, Bowl & Plate again each team will play each other once in these divisional pools prior to progressing to the Finals Series or face elimination from the competition.

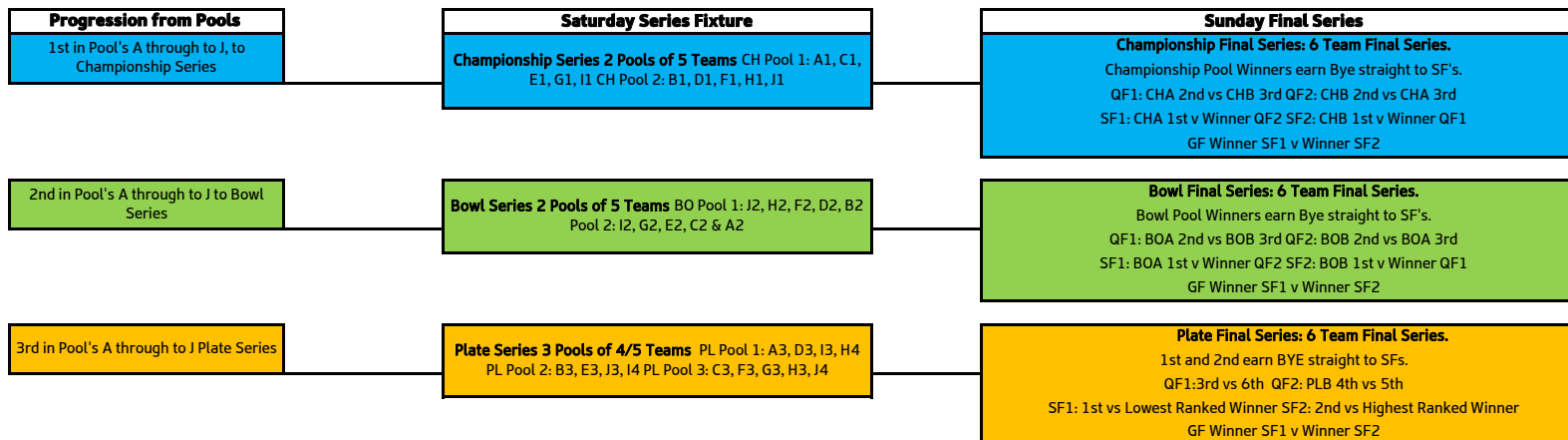
Rankings For this Event

1	Nth Beaches	11	Doyalson 1	21	Sydney Uni 2	31	Singleton
2	Parramatta 1	12	Hills	22	Doyalson 2	32	Nowra
3	Sydney Uni 1	13	Manly	23	Parramatta 2	33	Carlingford 2
4	Wests	14	Wollongong 1	24	LBM	34	Balmain
5	St George	15	East 1	25	Appin		
6	Cronulla	16	UNSW 1	26	Carlingford 1		
7	Albion Park	17	Ryde Eastwood	27	Beresfield		
8	Canterbury	18	East 2	28	UNSW 2		
9	Bankstown Sports	19	Sth West Sydney	29	Wollongong 2		
10	Defence	20	Hornsby	30	Wallsend		

2019 State Cup Women's Open B Competition Structure

Friday Starting Structure

Pool A	Pool B	Pool C	Pool D	Pool E	Pool F	Pool G	Pool H	Pool I	Pool J
1	2	3	4	5	6	7	8	9	10
20	19	18	17	16	15	14	13	12	11
21	22	23	24	25	26	27	28	29	30
							33	32	31



Competition Notes: The Women's Open B Division has been separated from the Women's Open A and continued with the Championships, Bowl & Plate format. Importantly it also looks to place teams of equal ability against each other in the divisional phase of play. To accomplish this we have had to seed all teams in the event. These seeding's were based on a combination of the 2018 State Cup, 2019 Events results and Team Rosters provided by the Affiliates within this division. In the initial Friday qualifying stage each team in their respective pools play each other once. Based on their finishing positions from these qualifying games they will progress to the relevant Divisional Series which include Championship, Bowl & Plate again each team will play each other once in these divisional pools prior to progressing to the Finals Series or face elimination from the competition.

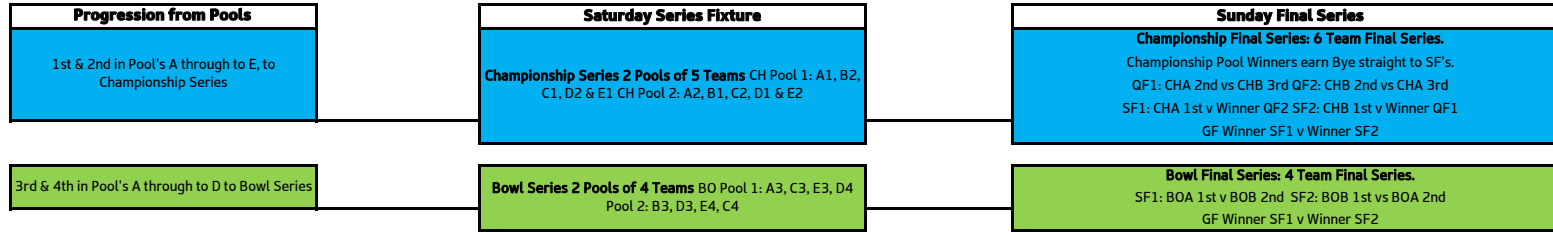
Rankings For this Event

1	Easts	11	Bankstown 1	21	Appin	31	Narrabri
2	Parramatta	12	Carlingford 1	22	Taree 2	32	Banktown 2
3	Manly	13	Hills	23	Parkes	33	UNSW 3
4	Wests	14	Penrith	24	Beresfield		
5	UNSW 1	15	Sth West Sydney	25	Central Coast		
6	Canterbury	16	Taree 1	26	UNSW 2		
7	Sydney Uni 1	17	St George	27	Port Makos		
8	Hornsby	18	Defence	28	Forster-Tuncurry		
9	Norths	19	Sydney Uni 2	29	Doyalson		
10	Wallsend	20	Wollongong	30	Carlingford 2		

2019 State Cup Men's 20 Competition Structure

Friday Starting Structure

Pool A	Pool B	Pool C	Pool D	Pool E
1	2	3	4	5
10	9	8	7	6
11	12	13	14	15
		18	17	16



Competition Notes: The format for the 2019 State Cup follows the concept and structure of the past few years in the Opens divisions. These changes keep the intent of the event format so that it remains a true State Championship, whilst taking into consideration feedback over the past two years and the rationalisation of the Senior Divisions. For consistency purposes this is replicated throughout the 20's where nominations are 16 teams or over and Senior Divisions where nominations are 18 teams or over. Importantly it also looks to place teams of equal ability against each other in the divisional phase of play. To accomplish this we have had to seed all teams in the event. These seeding's were based on the 2018 State Cup results within this division, Team Rosters provided by the Affiliates within this division. In the initial Friday qualifying stage each team in their respective pools play each other once. Based on their finishing positions from these qualifying games they will progress to the relevant Divisional Series which include Championship & Bowl again each team will play each other once in these divisional pools prior to progressing to a final series or face elimination from the competition.

Rankings For this Event

1	Peninsula	11	Wallsend
2	Hills	12	Nelson Bay
3	Central Coast	13	Ballina
4	Port Makos	14	Parramatta
5	Manly	15	Bankstown Sports
6	Beresfield	16	Nth Beaches
7	Penrith	17	Taree
8	Newcastle City	18	Macksville 2
9	Macksville 1		
10	Orange		

2019 State Cup Women's 20 Competition Structure

Friday Starting Structure

Pool A	Pool B	Pool C	Pool D	Pool E	Pool F
1	2	3	4	5	6
12	11	10	9	8	7
13	14	15	16	17	18
	23	22	21	20	19

Progression from Pools

1st & 2nd in Pool's A through to E, to Championship Series

Saturday Series Fixture

Championship Series 2 Pools of 6 Teams CH Pool 1: A1, C1, E1, F2, D2, B2 Pool 2: B1, D1, F1, E2, C2, A2

Sunday Final Series

Championship Final Series: 6 Team Final Series.
Championship Pool Winners earn Bye straight to SF's.
QF1: CHA 2nd vs CHB 3rd QF2: CHB 2nd vs CHA 3rd
SF1: CHA 1st v Winner QF2 SF2: CHB 1st v Winner QF1
GF Winner SF1 v Winner SF2

3rd & 4th in Pool's A through to D to Bowl Series

Bowl Series 2 Pools of 5 Teams BO Pool 1: A3, C3, E3, F4, D4 Pool 2: B3, D3, F3, E4, C4

Bowl Final Series: 6 Team Final Series.

Bowl Pool Winners earn Bye straight to SF's.
QF1: BOA 2nd vs BOB 3rd QF2: BOB 2nd vs BOA 3rd
SF1: BOA 1st v Winner QF2 SF2: BOB 1st v Winner QF1
GF Winner SF1 v Winner SF2

Competition Notes: The format for the 2019 State Cup follows the concept and structure of the past few years in the Opens divisions. These changes keep the intent of the event format so that it remains a true State Championship, whilst taking into consideration feedback over the past two years and the rationalisation of the Senior Divisions. For consistency purposes this is replicated throughout the 20's where nominations are 16 teams or over and Senior Divisions where nominations are 18 teams or over. Importantly it also looks to place teams of equal ability against each other in the divisional phase of play. To accomplish this we have had to seed all teams in the event. These seeding's were based on the 2018 State Cup results within this division, Team Rosters provided by the Affiliates within this division. In the initial Friday qualifying stage each team in their respective pools play each other once. Based on their finishing positions from these qualifying games they will progress to the relevant Divisional Series which include Championship & Bowl again each team will play each other once in these divisional pools prior to progressing to a final series or face elimination from the competition.

Rankings For this Event

1	Manly	11	Central Coast 1	21	Central Coast 2
2	Macksville	12	Peninsula	22	Berkeley Vale
3	Nth Beaches	13	Wallsend	23	Balmain
4	Port Makos	14	Penrith		
5	Beresfield	15	Doyalson		
6	Easts	16	Hills		
7	Ballina	17	Hornsby		
8	Nelson Bay	18	Maitland		
9	Wagga Wagga	19	Newcastle City		
10	UNSW	20	Singleton		

2019 State Cup Men's Seniors (0/30) Competition Structure

Starting Structure	
Pool A	
1	2
4	3
5	6
8	7
9	

Sunday Final Series
Championship Final Series: 4 Team Final Series. SF1: 1st v 4th SF2: 2nd v 3rd GF Winner SF1 v Winner SF2

Competition Notes: The format for the 2019 State Cup follows the concept and structure of the past few years in the Opens divisions. These changes keep the intent of the event format so that it remains a true State Championship, whilst taking into consideration feedback over the past two years and the rationalisation of the Senior Divisions. For consistency purposes this is replicated throughout the 20's where nominations are 16 teams or over and Senior Divisions where nominations are 18 teams or over. Importantly it also looks to place teams of equal ability against each other in the divisional phase of play. To accomplish this we have had to seed all teams in the event. These seeding's were based on the 2018 State Cup results within this division, Team Rosters provided by the Affiliates within this division. As with only 9 teams in this division, teams have been placed into one Pool and will progress to a final series or face elimination from the event.

Rankings For this Event

- | | |
|---|----------------|
| 1 | Wests |
| 2 | Manly |
| 3 | Dubbo |
| 4 | Maitland |
| 5 | Newcastle City |
| 6 | Port Makos |
| 7 | Ballina |
| 8 | Sydney Uni |
| 9 | Wallsend |

2019 State Cup Women's Seniors (0/30) Competition Structure

Starting Structure

Pool A

1	2
3	4
5	6
8	7
9	10

Sunday Final Series

Championship Final Series: 4 Team Final Series.

SF1: 1st v 4th SF2: 2nd v 3rd

GF Winner SF1 v Winner SF2

Competition Notes: The format for the 2019 State Cup follows the concept and structure of the past few years in the Opens divisions. These changes keep the intent of the event format so that it remains a true State Championship, whilst taking into consideration feedback over the past two years and the rationalisation of the Senior Divisions. For consistency purposes this is replicated throughout the 20's where nominations are 16 teams or over and Senior Divisions where nominations are 18 teams or over. Importantly it also looks to place teams of equal ability against each other in the divisional phase of play. To accomplish this we have had to seed all teams in the event. These seeding's were based on the 2018 State Cup results within this division, Team Rosters provided by the Affiliates within this division. As with only 10 teams in this division, teams have been placed into one Pool and will progress to a final series or face elimination from the event.

Rankings For this Event

1	Cronulla
2	Dubbo
3	Maitland
4	Newcastle City
5	Central Coast
6	Mudgee
7	Balmain
8	Wollongong
9	Manly
10	Coffs Harbour

2019 State Cup Senior Mixed (0/30) Competition Structure

Starting Structure

Pool A

1	2
4	3
5	6
8	7
9	

Sunday Final Series

Championship Final Series: 4 Team Final Series.

SF1: 1st v 4th SF2: 2nd v 3rd

GF Winner SF1 v Winner SF2

Competition Notes: The format for the 2019 State Cup follows the concept and structure of the past few years in the Opens divisions. These changes keep the intent of the event format so that it remains a true State Championship, whilst taking into consideration feedback over the past two years and the rationalisation of the Senior Divisions. For consistency purposes this is replicated throughout the 20's where nominations are 16 teams or over and Senior Divisions where nominations are 18 teams or over. Importantly it also looks to place teams of equal ability against each other in the divisional phase of play. To accomplish this we have had to seed all teams in the event. These seeding's were based on the 2018 State Cup results within this division, Team Rosters provided by the Affiliates within this division. As with only 9 teams in this division, teams have been placed into one Pool and will progress to a final series or face elimination from the event.

Rankings For this Event

1	Doyalson
2	Newcastle City
3	Carlingford
4	Port Makos
5	Manly
6	Easts
7	Hills
8	Gunnedah
9	Bankstown Sports

2019 State Cup Men's Masters (0/40) Competition Structure

Starting Structure

Pool A	Pool B
1	2
4	3
5	6
8	7
9	10
12	11
13	14
16	15

Sunday Final Series

Championship Final Series: 8 Team Final Series.

QF1: Pool A 1st vs Pool B 4th QF2: Pool B 2nd vs Pool A 3rd
 QF3: Pool B 1st vs Pool A 4th QF4: Pool A 2nd vs Pool B 3rd
 SF1: Winner QF1 v Winner QF2 SF2: Winner QF3 v Winner QF4
 GF Winner SF1 v Winner SF2

Competition Notes: The format for the 2019 State Cup follows the concept and structure of the past few years in the Opens divisions. These changes keep the intent of the event format so that it remains a true State Championship, whilst taking into consideration feedback over the past two years and the rationalisation of the Senior Divisions. For consistency purposes this is replicated throughout the 20's where nominations are 16 teams or over and Senior Divisions where nominations are 18 teams or over. Importantly it also looks to place teams of equal ability against each other in the divisional phase of play. To accomplish this we have had to seed all teams in the event. These seeding's were based on the 2018 State Cup results within this division, Team Rosters provided by the Affiliates within this division. As with only 16 teams in this division, teams have been placed into two pools and will progress to a final series or face elimination from the competition.

Rankings For this Event

1	Penrith	11	Manly
2	Deakin	12	Maitland
3	Hills	13	Ballina
4	Wests	14	Macksville
5	Newcastle City	15	Port Makos
6	Nelson Bay	16	Balmain
7	Easts		
8	Beresfield		
9	Cronulla		
10	Sth West Sydney		

2019 State Cup Women's Masters (0/40) Competition Structure

Starting Structure	
Pool A	Pool B
1	2
4	3
5	6
8	7
9	10

Sunday Final Series
Championship Final Series: 8 Team Final Series. QF1: Pool A 1st vs Pool B 4th QF2: Pool B 2nd vs Pool A 3rd QF3: Pool B 1st vs Pool A 4th QF4: Pool A 2nd vs Pool B 3rd SF1: Winner QF1 v Winner QF2 SF2: Winner QF3 v Winner QF4 GF: Winner SF1 v Winner SF2

NB. A 9/10 Playoff game will be played in line with the Quarter Finals

Competition Notes: The format for the 2019 State Cup follows the concept and structure of the past few years in the Opens divisions. These changes keep the intent of the event format so that it remains a true State Championship, whilst taking into consideration feedback over the past two years and the rationalisation of the Senior Divisions. To accomplish this we have had to seed all teams in the event. These seeding's were based on the 2018 State Cup results within this division, Team Rosters provided by the Affiliates within this division. As with only 10 teams in this division, teams would have normally been placed into one Pool. However due to air quality conditions this year two pools will be played and will progress to a final series or face elimination from the event.

Rankings For this Event	
1	Jerrabomberra
2	Manly 1
3	Port Makos
4	Nelson Bay
5	Wallsend
6	Manly 2
7	Hills
8	Central Coast
9	Macksville
10	Newcastle City

2019 State Cup Masters Mixed (0/40) Competition Structure

Starting Structure

Pool A

1	2
3	4
5	6
7	

Sunday Final Series

Championship Final Series: 4 Team Final Series.

SF1: 1st v 4th SF2: 2nd v 3rd

GF Winner SF1 v Winner SF2

Competition Notes: The format for the 2019 State Cup follows the concept and structure of the past few years in the Opens divisions. These changes keep the intent of the event format so that it remains a true State Championship, whilst taking into consideration feedback over the past two years and the rationalisation of the Senior Divisions. For consistency purposes this is replicated throughout the 20's where nominations are 16 teams or over and Senior Divisions where nominations are 18 teams or over. Importantly it also looks to place teams of equal ability against each other in the divisional phase of play. To accomplish this we have had to seed all teams in the event. These seeding's were based on the 2018 State Cup results within this division, Team Rosters provided by the Affiliates within this division. As with only 7 teams in this division, teams have been placed into one Pool and will progress to a final series or face elimination from the competition.

Rankings For this Event

1	Peninsula 1
2	Forster-Tuncurry
3	Port Makos
4	St George
5	Berkeley Vale
6	Gunnedah
7	Penrith

2019 State Cup Men's 50 Competition Structure

Starting Structure

Pool A

1	2
4	3
5	6
	7

Sunday Final Series

Championship Final Series: 4 Team Final Series.

SF1: 1st v 4th SF2: 2nd v 3rd

GF Winner SF1 v Winner SF2

Competition Notes: The format for the 2019 State Cup follows the concept and structure of the past few years in the Opens divisions. These changes keep the intent of the event format so that it remains a true State Championship, whilst taking into consideration feedback over the past two years and the rationalisation of the Senior Divisions. For consistency purposes this is replicated throughout the 20's where nominations are 16 teams or over and Senior Divisions where nominations are 18 teams or over. Importantly it also looks to place teams of equal ability against each other in the divisional phase of play. To accomplish this we have had to seed all teams in the event. These seeding's were based on the 2018 State Cup results within this division, Team Rosters provided by the Affiliates within this division. As with only 7 teams in this division, teams have been placed into one Pool and will progress to a final series or face elimination from the competition.

Rankings For this Event

1	Manly
2	Cronulla
3	Newcastle City
4	Wests
5	Peninsula
6	Deakin
7	Carlingford

2019 State Cup Men's 55 Competition Structure

Starting Structure

Pool A	Pool B
1	2
4	3
5	6
8	7
9	

Sunday Final Series

Championship Final Series: 8 Team Final Series.

QF1: Pool A 1st vs Pool B 4th QF2: Pool B 2nd vs Pool A 3rd

QF3: Pool B 1st vs Pool A 4th QF4: Pool A 2nd vs Pool B 3rd

SF1: Winner QF1 v Winner QF2 SF2: Winner QF3 v Winner QF4

GF Winner SF1 v Winner SF2

Competition Notes: The format for the 2019 State Cup follows the concept and structure of the past few years in the Opens divisions. These changes keep the intent of the event format so that it remains a true State Championship, whilst taking into consideration feedback over the past two years and the rationalisation of the Senior Divisions. For consistency purposes this is replicated throughout the 20's where nominations are 16 teams or over and Senior Divisions where nominations are 18 teams or over. Importantly it also looks to place teams of equal ability against each other in the divisional phase of play. To accomplish this we have had to seed all teams in the event. These seeding's were based on the 2018 State Cup results within this division, Team Rosters provided by the Affiliates within this division. As with only 9 teams in this division, teams have been placed into two pools and will progress to a final series or face elimination from the competition.

Rankings For this Event

1	Manly
2	Ballina
3	Penrith
4	Newcastle City
5	Moruya
6	Easts
7	Wallsend
8	Beresfield
9	Port Makos