



# NRL TOUCH FOOTBALL NSW UNIFORM GUIDELINES

VERSION 2018



# CONTENTS

SECTION

## 01

Logo Positioning and Sizing  
Regulations

SECTION

## 02

Preferred Fabrics

# INTRODUCTION

## INTRODUCTION

NRL Touch Football is the brand name of Touch Football Australia (TFA), the governing body of Touch Football in Australia.

NRL Touch Football NSW is the brand name of New South Wales Touch Association (NSWTA), the governing body of Touch Football in New South Wales (NSW).

The NRL Touch Football NSW Logo remains the property of TFA and the Australian Rugby League Commission. NSWTA have permission to sub-license this logo on behalf of TFA.

The following NRL Touch Football NSW Uniform Guidelines are an extension of the TFA Uniform Guidelines created specifically for NSW. They have been established to provide consistency and a standardized approach to all NSW and affiliated entities team uniform and apparel orders.

All NSWTA logos are subject to NSWTA Apparel Licensing regulations. Any use without licensed approval is strictly prohibited.

The purpose of this resource is to allow manufacturers and partners to enhance our sport through aesthetic creativity and design of uniforms that uphold the high standards of our sport.

These guidelines are designed to control our brand image and provide clarity and education of these requirements for staff and approved apparel licensee sales representatives and designers to ensure the minimization of errors through uniformed logo sizing, positioning and fabric type.

The guidelines must be consulted for every NSWTA order and any variations to the set uniform regulations must be approved in writing by an authorized NSWTA staff member prior to production.

The following contents are included for ongoing reference:

- Logo sizing and positioning specifications
- Preferred fabric /design per garment

**Please Note: For all NRL Touch Premiership, National Touch League and National Youth Championships team uniforms the TFA Uniform Guidelines are applicable and these uniforms are subject to the TFA Licensing Program.**

# 01 LOGO POSITIONING AND SIZING

## 1.0 ON FIELD DESIGN GUIDELINES

The following on field playing kit guidelines are the standardised design and specifications for **ALL** uniforms and must be adhered to at all times.

Logo measurements listed herein are the maximum sizes permitted per garment. They can be resized to fit providing they do not exceed the maximum measurement.

As per standard practice, all design submissions must be provided and approved via artwork and pre-production stages.

Please note the approved application process for each logo on the playing (on field) strip:

**Print File Status: Standard.**

### On Field Playing Apparel – Approved Logo Application

DESIGNATION	APPROVED APPLICATION
NRL Touch Football NSW Logo	Sublimation
Entity Logo (Affiliate etc.)	Sublimation
Apparel Logo Position	Sublimation
Sponsors	Sublimation or Heat Seal

## 1.1 ON FIELD PLAYING TOPS

### 1.1.1 MALE PLAYING TOPS

#### **FRONT**

Please refer to schematic on page 4 for correct placement:

LOGO DESIGNATION	PLACEMENT	MAX SIZING (MM)
NRL Touch Football NSW logo	FRONT (Right side)	88mmHx 65mmW
Entity Logo (i.e. Affiliate)	FRONT (Left side)	88mm High
Apparel Position	FRONT (Top Centre)	80mm Wide
Major Sponsor	FRONT (Centre)	150H x 300W
Sleeve Sponsor**	Sleeves	90H x 140W

\*\*T-Shirt design only

#### **BACK**

Please refer to schematic on page 5 for correct placement:

LOGO DESIGNATION	PLACEMENT	MAX SIZING (MM)
Playing Number	Centre of Jersey	200mmw (8")
Entity Logo within Playing Number (i.e. Affiliate)	Centre bottom within each playing number	20mm wide
Sponsor or Entity Logo	Top of Jersey, centred above playing number	80mm wide
Secondary Sponsor	Bottom of Jersey (below playing number)	150H x 300W

## 1.1.2 FEMALE PLAYING TOPS

### **FRONT**

Please refer to schematic on page 4 for correct placement:

LOGO DESIGNATION	PLACEMENT	MAX SIZING (MM)
NRL Touch Football logo NSW	FRONT (Right side)	75mmH x 55.5mmW
Entity Logo (i.e. affiliate)	FRONT (Left side)	75mmH (max)
Apparel Position	FRONT (Top Centre)	80mmW
Major Sponsor	FRONT (Centre)	120mmH x 240mmW

## 1.2 ONFIELD PLAYING SHORTS

### 1.2.1 MALE PLAYING SHORTS

### **FRONT**

Please refer to schematic on page 4 for correct placement:

LOGO DESIGNATION	PLACEMENT	MAX SIZING (MM)
NRL Touch Football NSW logo*	FRONT (Right side) (Side also permitted)	75mmH x 55.5mmW
Apparel Position	FRONT (right side) Min. 20mm clearance above NRLTF logo required)	90mmW
Entity Logo (i.e. affiliate)	FRONT (Left side) (Side also permitted)	33.5mmH x 90mmW

Note: Female long shorts the same as male playing shorts.

### **BACK**

Please refer to schematic on page 5 for correct placement:

LOGO DESIGNATION	PLACEMENT	MAX SIZING (MM)
Playing Number	Centre of Jersey	200mmw (8")
Entity Logo within Playing Number (i.e. affiliate)	Centre bottom within each playing number	20mm wide
Sponsor or Entity Logo	Top of Jersey, centred above playing number	60mm wide
Secondary Sponsor	Bottom of Jersey (below playing number)	120mmH x 240mmW

### **BACK**

Please refer to schematic on page 5 for correct placement:

LOGO DESIGNATION	PLACEMENT	MAX SIZING (MM)
Sponsor or Entity Logo	BACK (Right side)	80mmH x 120W



# 01 LOGO POSITIONING AND SIZING

## 1.2.1 FEMALE PLAYING SHORTS (BIKE PANTS)

### FRONT

Please refer to schematic on page 4 for correct placement:

LOGO DESIGNATION	PLACEMENT	MAX SIZING (MM)
NRL Touch Football NSW logo	FRONT (Right side) (Side also permitted)	75mmH x 55.5mmW
Apparel Position	FRONT (right side) Min. 20mm clearance above NRLTF logo required)	70mmW
Entity Logo (i.e. State)	FRONT (Left side) (Side also permitted)	80 wide

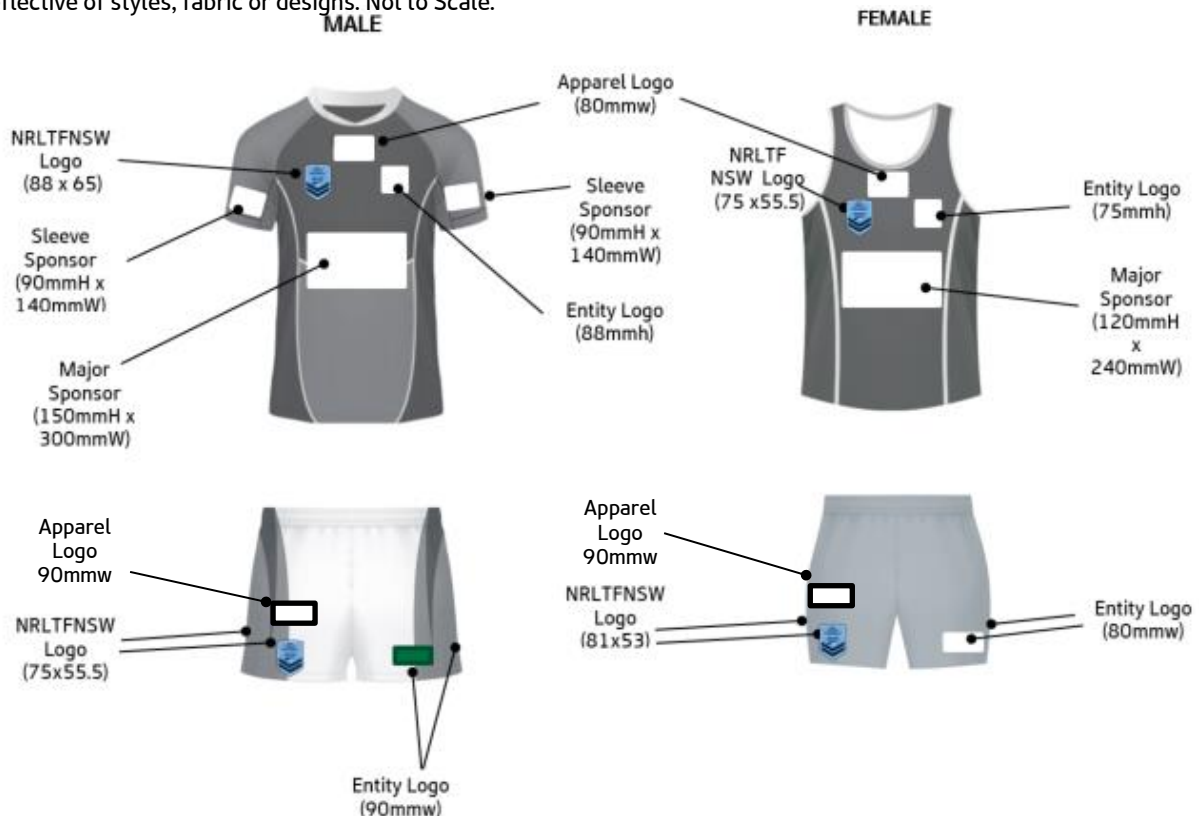
### BACK

Please refer to schematic on page 5 for correct placement:

LOGO DESIGNATION	PLACEMENT	MAX SIZING (MM)
Sponsor or Entity Logo	BACK (Right side)	70mmH x 120mmW

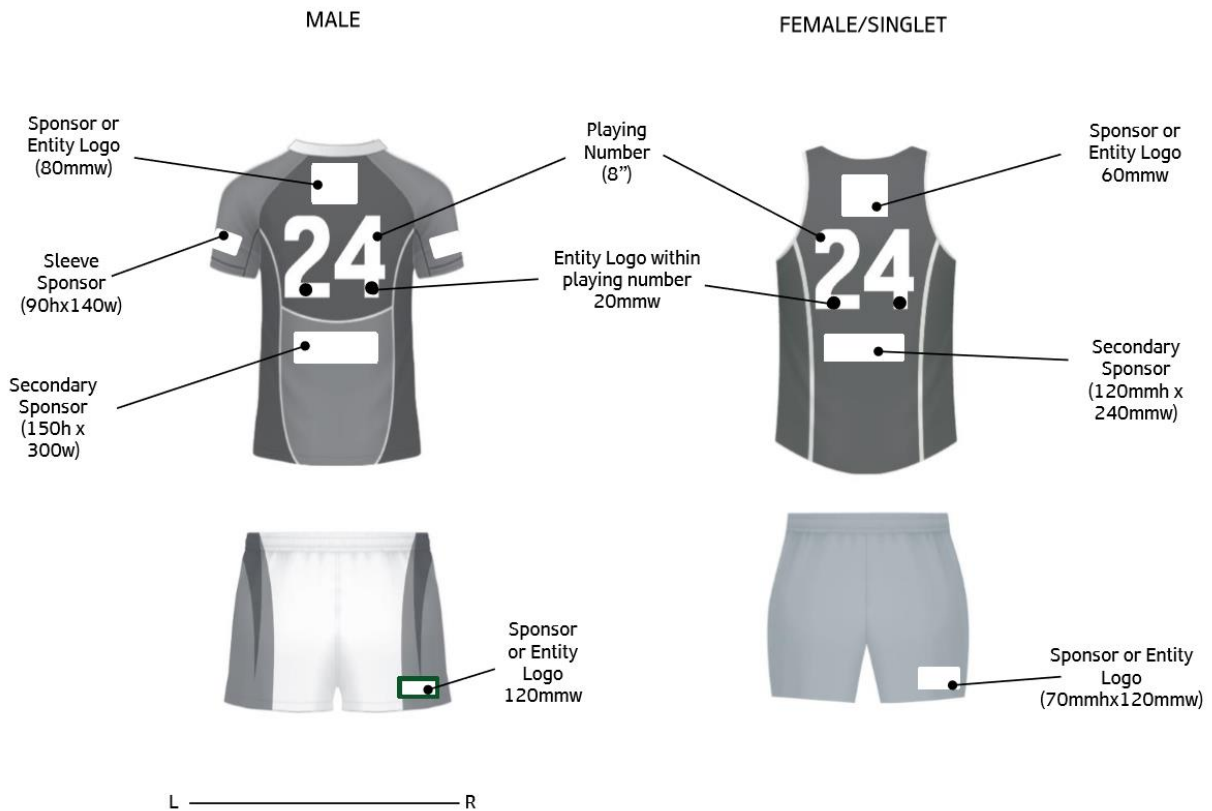
## 1.3 ON FIELD SCHEMATIC (FRONT)

Note: the below highlights logo positioning only and is not reflective of styles, fabric or designs. Not to Scale.



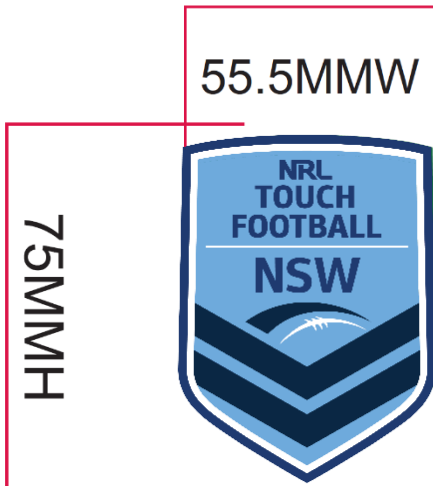
### 1.4 ON FIELD SCHEMATIC (BACK)

Note: the below highlights logo positioning only and is not reflective of styles, fabric or designs. Not to Scale.



### LOGO SIZING (NOT TO SCALE)

Female top & male short size specification



Male playing top & off field gear size specification



## 1.5 OFF FIELD UNIFORM SPECIFICATIONS

The specification of logos for off field uniform items follows on field sizing measurements. Off field uniform designs vary per state and are outlined in section 3. The NSWTA visual reference guidelines are to be applied regarding correct colour usage of entity logos on garments.

Written approval from NSWTA must be received to alter the colour of NSW logo (outside of positive and negative applications)

Dimensions are the *maximum* permitted size.

Item	NRLTF NSW Logo Specifications	Entity Logo Specifications	Sponsor Logo Specifications	Apparel Logo Specifications
<b>Polo Shirt</b>	Type: Sublimation/Embroidery Placement: Right Front Men's Sizing: 88h x 65w Ladies' Sizing: 75hx55.5w	Type: Sublimation/Embroidery Placement: Left Front Men's Sizing: 88h x 65w Ladies' Sizing: 75hx55.5w	Type: Sublimation / Embroidery Placement: Sleeves Sizing: 90h x 140w (20% reduction for Ladies)	Type: Sublimation/Embroidery Placement: Right Shoulder or Front Centre Sizing: 80mmw
<b>Off Field Shorts</b>	Type: Sublimation / Embroidery Placement: Right Front Men's Sizing: 75mmx55.5mm Ladies Sizing: as above	Type: Sublimation/Embroidery Placement: Left Front Men's Sizing: 80mmw Ladies Sizing: 70mmw	N/A	Type: Sublimation /Embroidery Placement: Right Front (min 20mm above NSWNRLTF Logo) Men's Sizing: 80mmw Ladies Sizing: 70mmw
<b>Hooded Jumper</b>	Type: Embroidery Placement: Right Front Men's Sizing: 88h x 65w Women's Sizing: 75hx55.5w	Type: Embroidery Placement: Left Front Men's Sizing: 88h x 65w Ladies' Sizing: 75hx55.5w	Type: Embroidery Placement: Sleeves Sizing: 90h x 140w (20% reduction for Ladies)	Type: Embroidery Placement: Right Shoulder Men's Sizing: 80mmw Ladies Sizing: 70mmw
<b>Travel Jackets</b>	Type: Embroidery Placement: Right Front Men's Sizing: 88h x 65w Women's Sizing: 75hx55.5w	Type: Embroidery Placement: Left Front Men's Sizing: 88h x 65w Ladies' Sizing: 75hx55.5w	N/A	Type: Embroidery Placement: Right Shoulder Men's Sizing: 80mmw Ladies Sizing: 70mmw
<b>Tracksuit Pants</b>	Type: Embroidery Placement: Right Front (under pocket) Men's Sizing: 88h x 65w Ladies' Sizing: 75hx55.5w	Type: Embroidery Placement: Left Front (under pocket) Men's Sizing: 88h x 65w Ladies' Sizing: 75hx55.5w	N/A	Type: Embroidery Placement: Side leg Men's Sizing: 80mmw Ladies Sizing: 70mmw
<b>Caps / Hats</b>	Type: Heat Seal / Embroidery Placement: Front Centre Sizing: 60mmx40mm	Type: Heat Seal / Embroidery Placement: Front Centre Sizing: 60mmw	N/A	Type: Embroidery Placement: Cap – Left Peak Size: 40mmw Bucket – Back Centre Size: 80mmw
<b>Bags</b>	Type: Embroidery / Heat Seal Placement: Various Sizing: 75mmhx55.5mm	Type: Embroidery Placement: Various Sizing: 80mmw	N/A	Type: Embroidery / Heat Seal Placement: Various Sizing: Various

### Training Shirts / Singlets

Training shirt designs and styles will vary per state/entity. As a general rule logo positioning should adhere to on field playing uniform specifications.



## 02 RECOMMENDED / PREFERRED FABRICS

The following outlines the *preferred* fabric and designs for NSWTA uniforms.

Variances to the below specifications are permitted

Item	Design	Preferred Fabric Style	Logos
<b>MENS PLAYING TOPS</b>	SUB TEE RAGLAN or SUB SINGLET	LIGHT VAPOR, EVAPOREX	SUBLIMATED
<b>WOMENS PLAYING TOP</b>	SUB LDS SINGLET RACER or STD BACK	LIGHT VAPOR, EVAPOREX. LYCRA	SUBLIMATED
<b>MENS PLAYING SHORTS</b>	SUB TOUCH SHORT (5 INCH MAX)	EVAPOREX	SUBLIMATED
<b>WOMENS PLAYING SHORTS</b>	SUB LDS SHORTS CROP with GEL GRIPPER (5 INCH MAX)	LYCRA	SUBLIMATED
<b>TRAINING TOPS</b>	SUB TEE RAGLAN or SUB SINGLET SUB LDS SINGLET RACER	LIGHT VAPOR	SUBLIMATED
<b>POLO SHIRTS</b>	SUB POLO RAGLAN, SUB LDS POLO RAGLAN	LIGHT VAPOR	SUBLIMATED OR EMBROIDERY
<b>MENS CASUAL SHORTS (OFF FIELD)</b>	CUT&SEW GYM SHORT	WOVEN POLY, EVAPOREX, LYCRA	SUBLIMATED OR EMBROIDERY
<b>WOMENS CASUAL SHORTS (OFF FIELD)</b>	CUT&SEW LADIES GYM SHORT	WOVEN POLY, EVAPOREX, LYCRA	SUBLIMATED OR EMBROIDERY
<b>HOODED JUMPERS</b>	CUT&SEW HOODY PULLOVER OR FULL ZIP	CVC FLEECE	EMBROIDERY
<b>TRAVEL JACKETS</b>	TRACK JKT CUT&SEW or CARBON PRO	NYLON OXFORD HEAVYWEIGHT, MICRO FLEECE LINING, POLYCOTTON TRICOAT	EMBROIDERY
<b>TRACK PANTS</b>	TRACKPANT CUT&SEW STD. LENGTH	NYLON OXFORD HEAVYWEIGHT, COTTON JERSEY LINING OR COATED RIPSTOP, POLY MESH LINING	EMBROIDERY
<b>CAPS</b>	EPICENTRE 4058	MESH CAP	HEAT SEAL or EMBROIDERY
<b>SOCKS</b>	CUSTOM CREW W/TEXT LOGO ONLY  CUSTOM ANKLE W/TEXT LOGO ONLY	COTTON	EMBROIDERY

